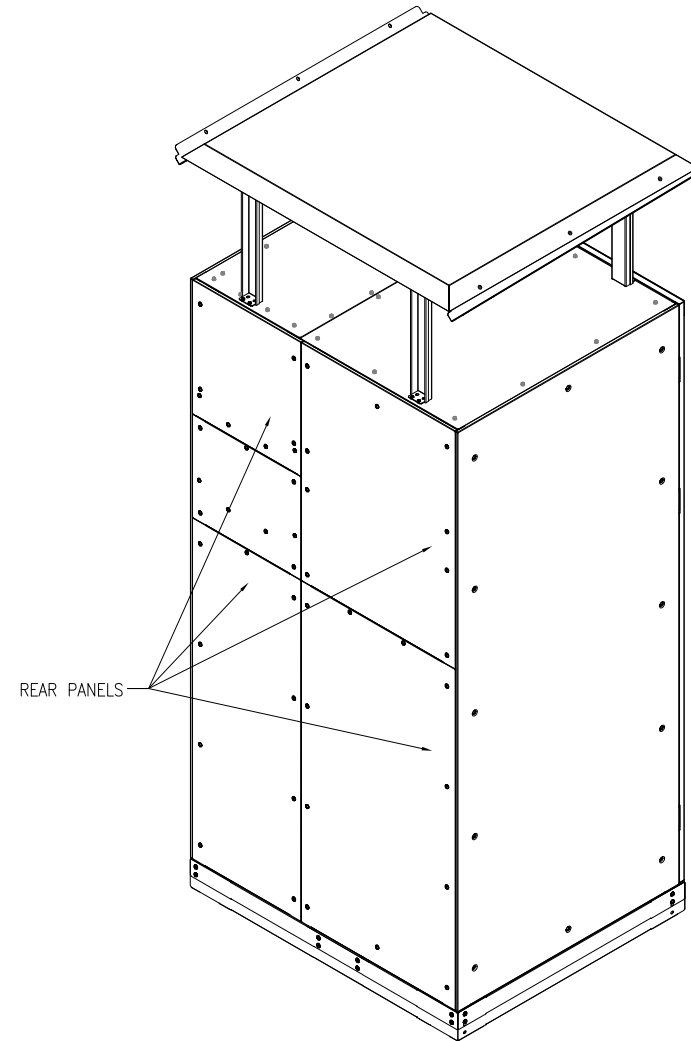


FRONT
ISOMETRIC VIEW



REAR
ISOMETRIC VIEW

NOTES:

1. INSTALLATION SHALL COMPLY WITH ALL APPLICABLE NATIONAL AND LOCAL ELECTRICAL REGULATIONS.
2. REFER TO PRODUCT DOCUMENTATION FOR ADDITIONAL DETAILS PRIOR TO INSTALLATION AND SITE PREPARATION WORK.

THIS DRAWING AND SPECIFICATIONS HEREIN ARE THE PROPERTY OF SCHNEIDER ELECTRIC AND SHALL NOT BE COPIED, REPRODUCED OR USED IN WHOLE OR IN PART, AS THE BASIS FOR THE MANUFACTURE OR SALE OF ITEMS WITHOUT WRITTEN PERMISSION FROM SCHNEIDER ELECTRIC. THIS DRAWING IS BASED UPON LATEST AVAILABLE INFORMATION AND IS SUBJECT TO CHANGE WITHOUT NOTICE.

Schneider
Electric

TITLE:
Easy UPS 3L IP31 Kit
500kVA/600kVA, 400V, 3PH
ISOMETRIC VIEW

PROJECT: SUBMITTAL DRAWINGS SHEET 1 OF 3

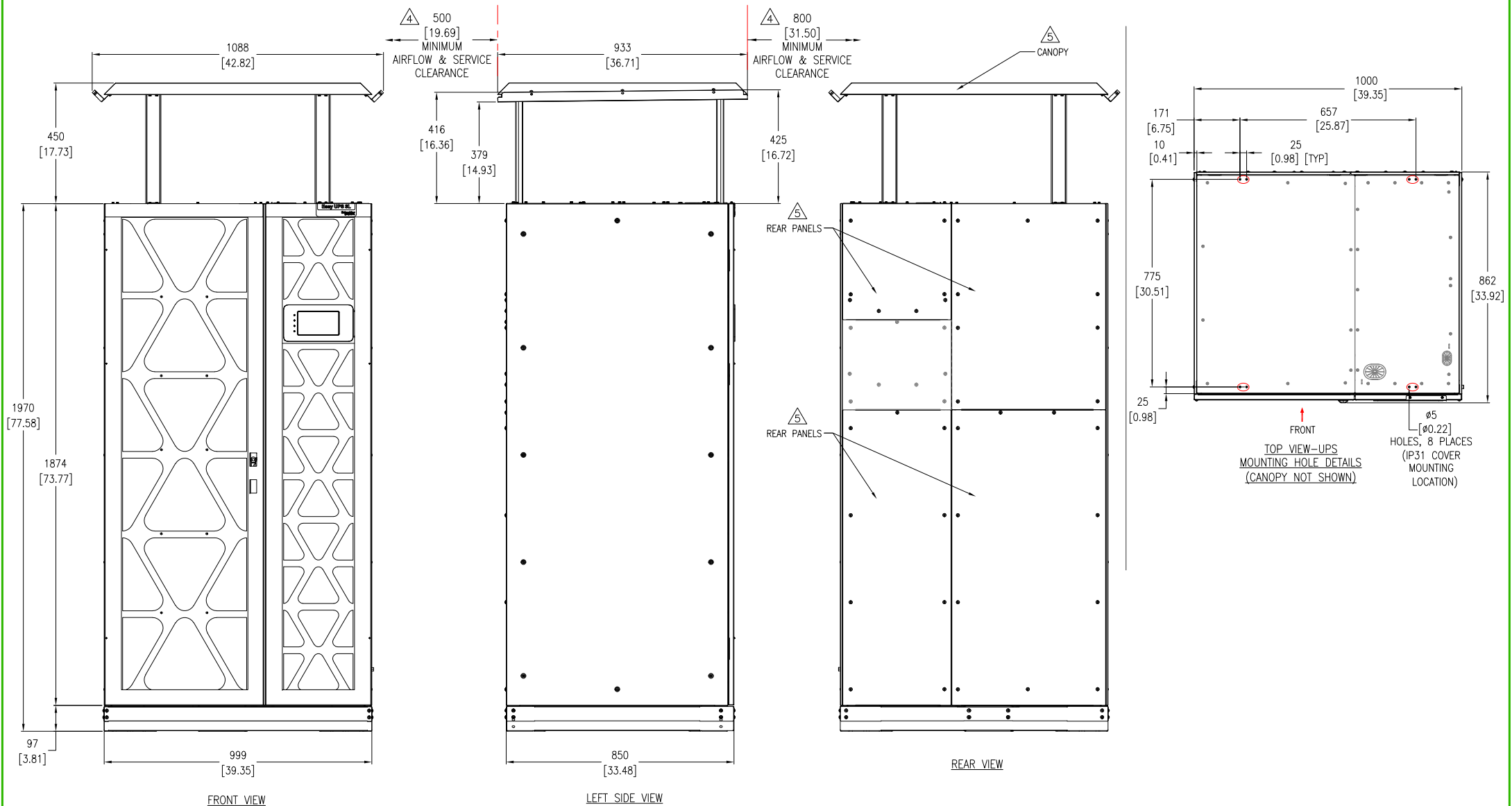
DWG NO: E3LOPT005

DRAWN: DIBYARANJAN 25-JUL-22

ENGINEER: Jin Ding 26-JUL-22

APPROVED: Sary Wang 26-JUL-22

REV. 0
FIRST
ANGLE
PROJECTION



THIS DRAWING AND SPECIFICATIONS HEREIN ARE THE PROPERTY OF SCHNEIDER ELECTRIC AND SHALL NOT BE COPIED, REPRODUCED OR USED IN WHOLE OR IN PART, AS THE BASIS FOR THE MANUFACTURE OR SALE OF ITEMS WITHOUT WRITTEN PERMISSION FROM SCHNEIDER ELECTRIC. THIS DRAWING IS BASED UPON LATEST AVAILABLE INFORMATION AND IS SUBJECT TO CHANGE WITHOUT NOTICE.

Schneider Electric

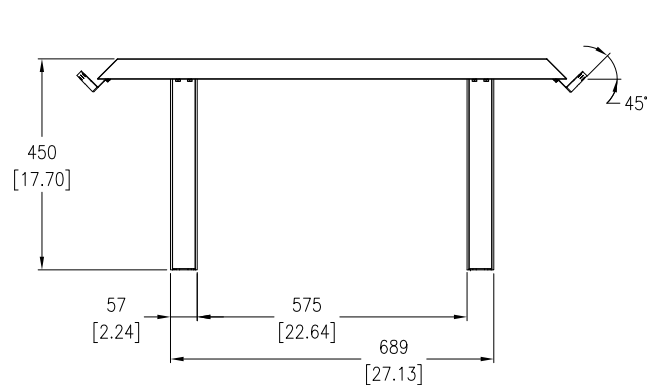
TITLE: Easy UPS 3L IP31 Kit
500kVA/600kVA, 400V, 3PH
GENERAL ARRANGEMENT

PROJECT: SUBMITTAL DRAWINGS SHEET 2 OF 3

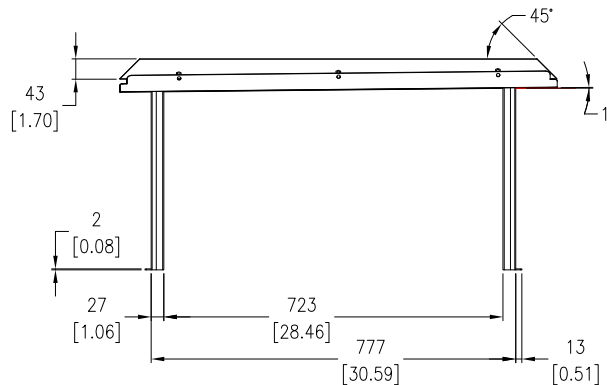
DWG NO: E3LOPT005
DRAWN: DIBYARANJAN
ENGINEER: Jin Ding
APPROVED: Sary Wang

25-JUL-22
26-JUL-22
26-JUL-22

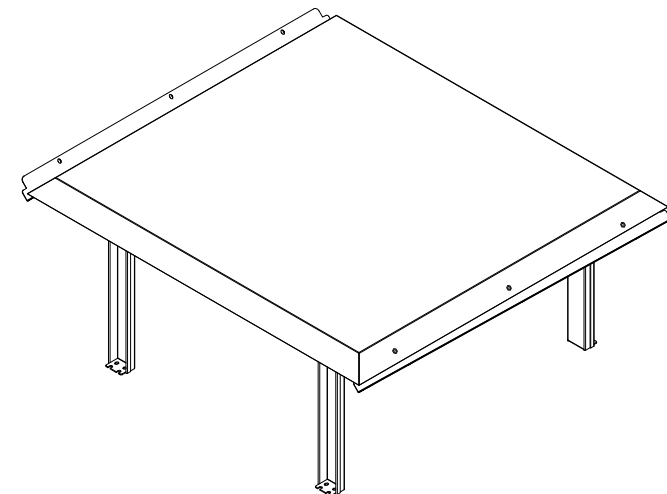
REV. 0
FIRST ANGLE PROJECTION



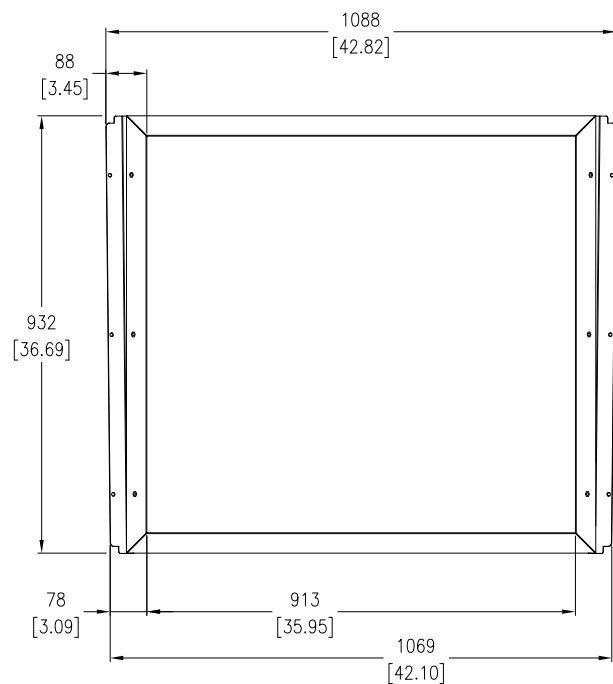
FRONT VIEW



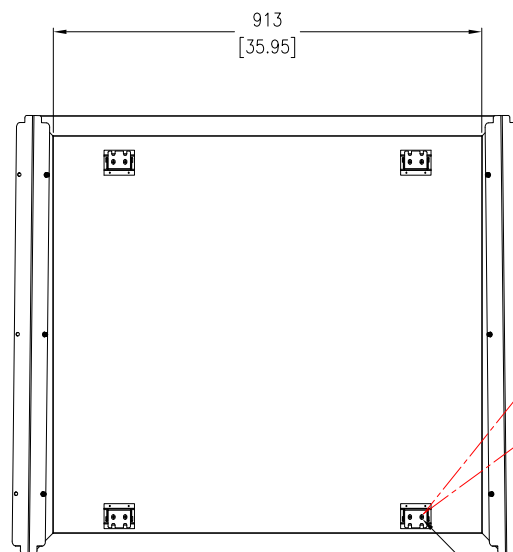
LEFT SIDE VIEW



ISOMETRIC VIEW



TOP VIEW



BOTTOM VIEW

OBLONG HOLE
8 PLACES.
(REFER TO
ENLARGED VIEW)

- NOTES:
- 1.INSTALLATION SHALL COMPLY WITH ALL APPLICABLE NATIONAL AND LOCAL ELECTRICAL REGULATIONS.
 - 2.REFER TO PRODUCT DOCUMENTATION FOR ADDITIONAL DETAILS PRIOR TO INSTALLATION AND SITE PREPARATION WORK.
 - 3.ALL DIMENSIONS ARE IN MILLIMETERS [INCHES] UNLESS OTHERWISE SPECIFIED.

THIS DRAWING AND SPECIFICATIONS HEREIN ARE THE PROPERTY OF SCHNEIDER ELECTRIC AND SHALL NOT BE COPIED, REPRODUCED OR USED IN WHOLE OR IN PART, AS THE BASIS FOR THE MANUFACTURE OR SALE OF ITEMS WITHOUT WRITTEN PERMISSION FROM SCHNEIDER ELECTRIC. THIS DRAWING IS BASED UPON LATEST AVAILABLE INFORMATION AND IS SUBJECT TO CHANGE WITHOUT NOTICE.

Schneider
Electric

TITLE:
Easy UPS 3L IP31 Kit
500kVA/600kVA, 400V, 3PH
CANOPY-GENERAL ARRANGEMENT

PROJECT: SUBMITTAL DRAWINGS SHEET 3 OF 3

DWG NO: **E3LOPT005**
DRAWN: DIBYARANJAN
ENGINEER: Jin Ding

APPROVED: Sary Wang

REV. **0**
25-JUL-22
26-JUL-22
26-JUL-22
FIRST
ANGLE
PROJECTION